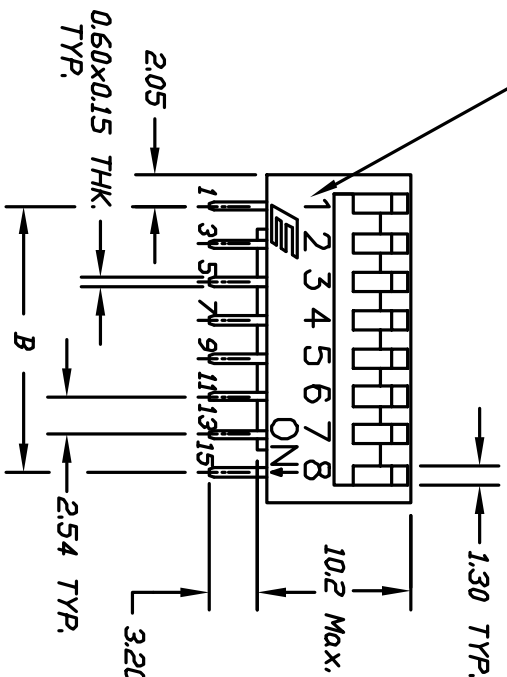
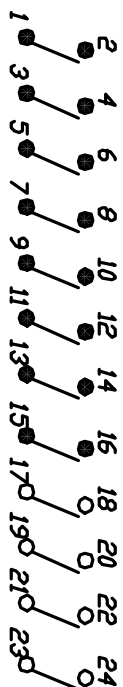
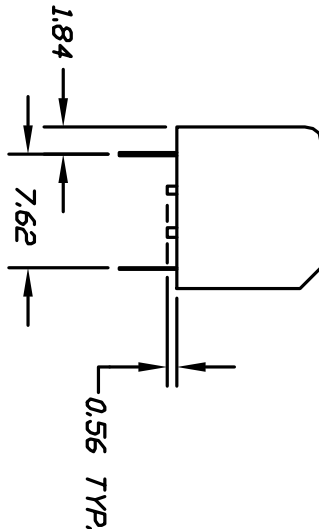


ITEM	DIM. A	DIM. B	No. of Pos.=P	CATALOG PART NUMBER
N411021	6.64	2.54	2	KAP1102RT (Top Tape Sealed)
N411031	9.18	5.08	3	KAP1103RT (Top Tape Sealed)
N411041	11.72	7.62	4	KAP1104RT (Top Tape Sealed)
N411051	14.26	10.16	5	KAP1105RT (Top Tape Sealed)
N411061	16.8	12.7	6	KAP1106RT (Top Tape Sealed)
N411071	19.34	15.24	7	KAP1107RT (Top Tape Sealed)
Shown	21.88	17.78	8	KAP1108RT (Top Tape Sealed)
N411091	24.42	20.32	9	KAP1109RT (Top Tape Sealed)
N411101	26.96	22.86	10	KAP1110RT (Top Tape Sealed)
N411121	32.04	27.94	12	KAP1112RT (Top Tape Sealed)

Pos. 1 Designate Pin #1 Location



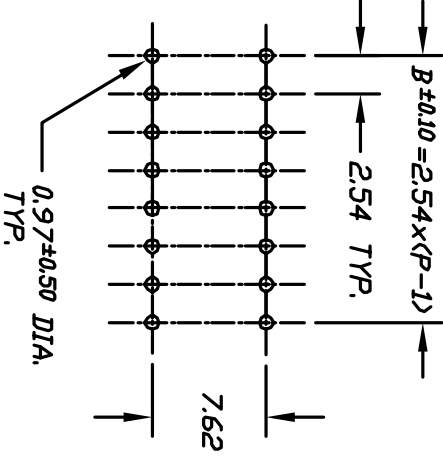
Part Number KAP1108RT Shown



CONTACT CONFIGURATION

\*Pos. 1 Denotes Pin No. 1)

RECOMMEND P.C.B. LAYOUT -FOR 8 POS.



NOTES:

1. ALL DIMENSIONS IN MM
2. TERM. NOS. FOR REF ONLY
4. SWITCHES SUPPLIED IN DISPENSING TUBES WITH ALL POLES IN THE 'OFF' POSITION.



KAP1108RT (8 Pos. DIP Switch)

REV.	DESCRIPTION	DATE	CHKD	TOLERANCES	SCALE	DATE	DR	DWG	REV
A	RELEASED FOR PRODUCTION			±0.4	2:1	12/4/96	NM	N411081	A
	THE INFORMATION CONTAINED IN THIS DOCUMENT IS PRELIMINARY TO E-SWITCH AND IS NOT TO BE COPIED OR TRANSMITTED				±0.25				
	TITLE			0.0					