

# FLEX TEST™ Test Cable

50Ω 6FT DC to 40 GHz

## TMP40-6FT-KMKM+



CASE STYLE: RJ2516-6

Connectors	Model
2.92mm Male	TMP40-6FT-KMKM+

### +RoHS Compliant

The +Suffix identifies RoHS Compliance. See our web site for RoHS Compliance methodologies and qualifications

### Maximum Ratings

Operating Temperature	-55°C to +105°C	
Storage Temperature	-55°C to +125°C	
Power Handling at 25°C, Sea Level	102W at 6 GHz	47W at 26.5 GHz
	102W at 18 GHz	37W at 40 GHz

Permanent damage may occur if any of these limits are exceeded.

### Features

- Useful over temperature range, -55°C to 105°C
- low insertion loss
- stainless steel 40 GHz connector for long mating-cycle life
- triple shield cable for excellent shielding effectiveness
- good amplitude and phase stability vs flexing over frequency
- 40 GHz connector mates with 2.92 mm, K\*, 3.5mm, SMA

### Applications

- military and defense applications
- research & development labs
- environmental & temperature test chambers

### Electrical Specifications at 25°C

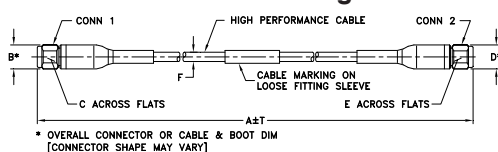
Parameter	Condition (GHz)	Min.	Typ.	Max.	Units
Frequency Range		DC		40	GHz
Length			6		FT
Insertion Loss	DC - 6	—	1.7	2.0	dB
	6 - 18	—	3.0	3.5	
	18 - 26.5	—	3.7	4.3	
Return Loss	DC - 6	20	23	—	dB
	6 - 18	17	22	—	
	18 - 26.5	16	18	—	
	26.5 - 40	15	17	—	

\*K Connector is a trademark of Anritsu  
Custom sizes available, consult factory.

### Typical Performance Data

Frequency (MHz)	Insertion Loss (dB)	Return Loss (dB)	
		2.92mm Male	2.92mm Male
100	0.22	47.0	40.8
2000	0.97	37.5	41.6
4000	1.37	34.1	34.6
6000	1.67	33.0	34.1
10000	2.16	35.7	35.9
15000	2.65	30.5	37.3
18000	2.91	41.4	36.5
20000	3.08	30.1	31.5
26500	3.60	24.5	25.7
28000	3.69	30.8	33.4
30000	3.83	27.1	32.7
32000	3.98	26.1	30.6
36000	4.23	23.9	32.3
38000	4.36	23.3	24.2
40000	4.44	31.8	36.1

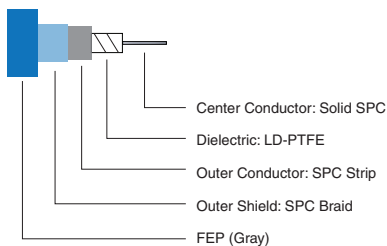
### Outline Drawing



### Outline Dimensions (inch/mm)

A	B	C	D	E	F	T	wt
Feet	Meters				Inch	MM	grams
6.00	1.83	10.7	7.92	10.7	7.92	3.6	89
					±.72/-0	±18.3/-0	

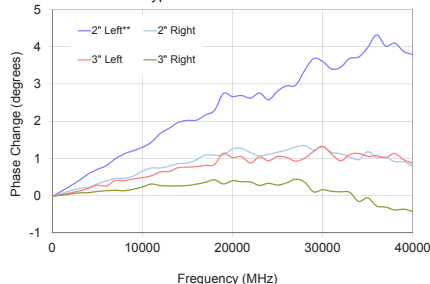
### Cable Construction



#### Product Guarantee

Mini-Circuits® will repair or replace your test cable at its option if the connector attachment falls within six months of shipment. This guarantee excludes cable or connector interface damage from misuse or abuse.

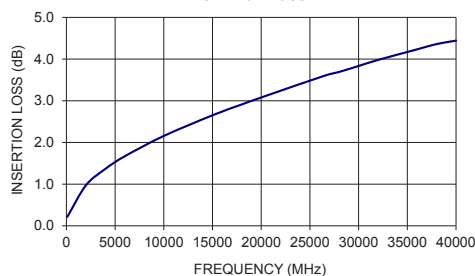
### Typical Phase vs Flexure\*



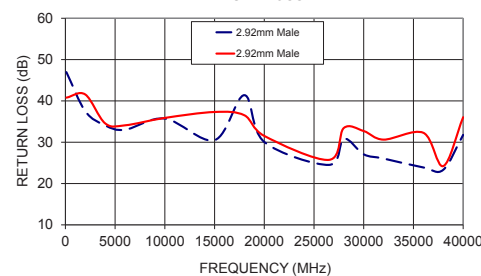
\* Typical phase change over flexure performed on TMP40-3FT-KMKM+ by wrapping cable 360° around 2" and 3" radii mandrels referenced to normalized straight position.

\*\* Setup is flipped and measurement is repeated.

### TMP40-6FT-KMKM+ INSERTION LOSS



### TMP40-6FT-KMKM+ RETURN LOSS



### Notes

- Performance and quality attributes and conditions not expressly stated in this specification document are intended to be excluded and do not form a part of this specification document.
- Electrical specifications and performance data contained in this specification document are based on Mini-Circuit's applicable established test performance criteria and measurement instructions.
- The parts covered by this specification document are subject to Mini-Circuits standard limited warranty and terms and conditions (collectively, "Standard Terms"); Purchasers of this part are entitled to the rights and benefits contained therein. For a full statement of the Standard Terms and the exclusive rights and remedies thereunder, please visit Mini-Circuits' website at [www.minicircuits.com/MCLStore/terms.jsp](http://www.minicircuits.com/MCLStore/terms.jsp)



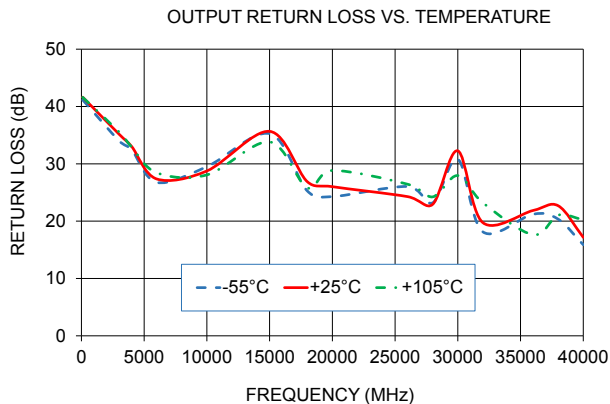
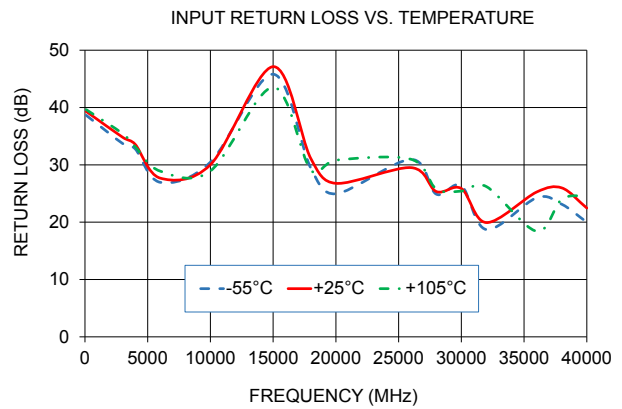
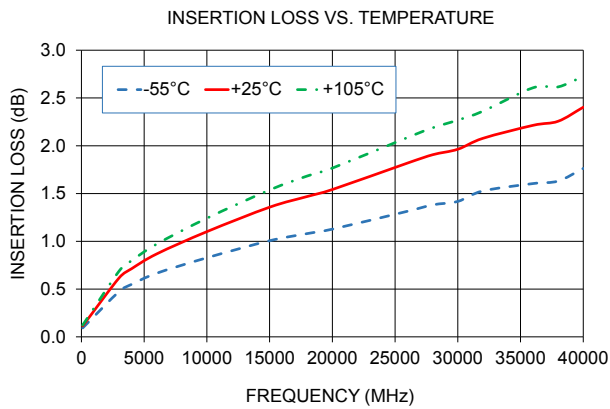
[www.minicircuits.com](http://www.minicircuits.com) P.O. Box 350166, Brooklyn, NY 11235-0003 (718) 934-4500 sales@minicircuits.com

REV. OR  
M166076  
TMP40-6FT-KMKM+  
AG/CP/AM  
180521  
Page 1 of 2

## Typical Performance vs. Temperature\*

Frequency (MHz)	Insertion Loss (dB)			Input Return Loss (dB)			Output Return Loss (dB)		
	-55°C	+25°C	+105°C	-55°C	+25°C	+105°C	-55°C	+25°C	+105°C
100	0.09	0.11	0.12	38.6	39.3	39.6	41.2	41.6	41.6
3000	0.47	0.62	0.69	33.7	34.8	35.4	34.0	35.2	35.6
4000	0.55	0.71	0.80	32.8	33.6	33.2	32.5	33.0	32.9
6000	0.67	0.87	0.97	27.0	27.7	28.9	26.8	27.4	28.4
10000	0.83	1.10	1.24	30.5	30.0	28.9	29.5	28.8	28.1
15000	1.01	1.36	1.54	45.8	47.1	43.5	35.3	35.7	33.8
18000	1.08	1.47	1.68	29.4	31.1	29.1	25.3	26.9	25.8
20000	1.13	1.54	1.77	25.0	26.8	30.8	24.3	26.0	28.8
26000	1.31	1.82	2.09	30.9	29.5	31.0	26.0	24.3	26.4
28000	1.38	1.91	2.19	24.9	25.4	25.8	23.2	22.9	24.2
30000	1.42	1.96	2.27	26.4	25.9	25.4	30.8	32.3	28.0
32000	1.53	2.08	2.36	18.7	19.9	26.2	18.1	19.7	23.2
36000	1.60	2.21	2.61	24.3	25.3	18.4	21.2	21.9	17.6
38000	1.63	2.26	2.62	23.1	26.0	24.0	20.3	22.7	21.0
40000	1.76	2.40	2.73	20.0	22.5	24.6	15.9	17.2	20.2

\* Typical performance over temperature performed on TMP40-3FT-KMKM+.



### Notes

- A. Performance and quality attributes and conditions not expressly stated in this specification document are intended to be excluded and do not form a part of this specification document.
- B. Electrical specifications and performance data contained in this specification document are based on Mini-Circuit's applicable established test performance criteria and measurement instructions.
- C. The parts covered by this specification document are subject to Mini-Circuits standard limited warranty and terms and conditions (collectively, "Standard Terms"); Purchasers of this part are entitled to the rights and benefits contained therein. For a full statement of the Standard Terms and the exclusive rights and remedies thereunder, please visit Mini-Circuits' website at [www.minicircuits.com/MCLStore/terms.jsp](http://www.minicircuits.com/MCLStore/terms.jsp)

