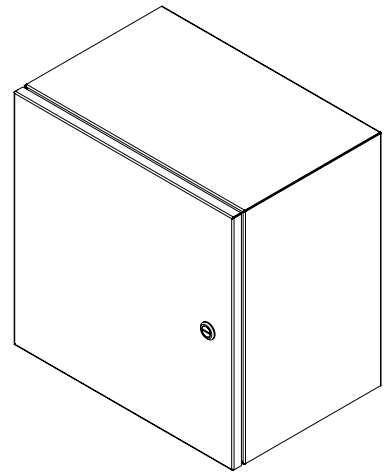


PART No. EN4SD161610S16

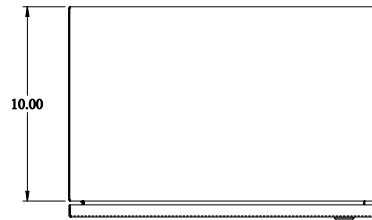
for more information visit
www.hammfg.com

Data subject to change without notice

Isometric drawing Not to Scale




ISOMETRIC VIEW




TOP VIEW

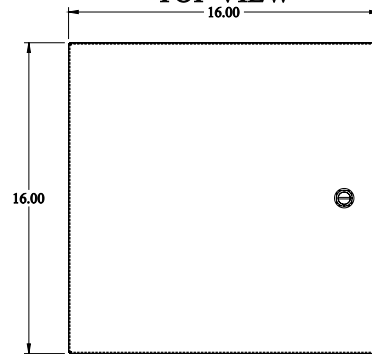
16.00



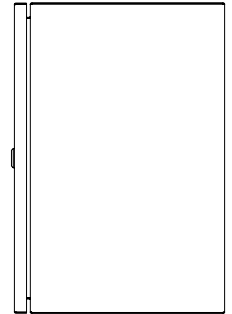
BACK VIEW




LEFT SIDE VIEW



FRONT VIEW



RIGHT SIDE VIEW



BOTTOM VIEW