



# SS1020FL THRU SS10100FL 1.0A Schottky Barrier Rectifier

## YENYO

### 1. 封裝 Package

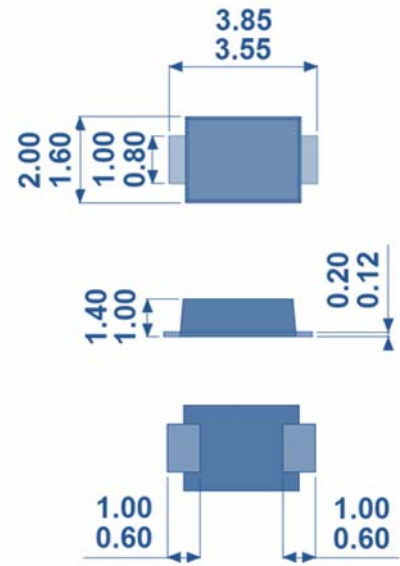
- 封裝方式 Method: SOD-123S
- 封裝尺寸 Dimension: 如圖示

### 2. 產品特色 Features

- Fast switching speed
- Surface mount package ideally suited for automatic insertion
- Low power loss, high efficiency
- Lead-free & halogen-free parts, RoHS compliant

### 3. 機械數據 Mechanical Data

- Epoxy: UL94V-0 rated flame retardant
- Case: Molded Plastic
- Terminals: Solder plated solderable per MIL-STD-750 Method 2026
- Mounting position: Any
- Polarity: Color band denotes cathode end
- Weight: approx.. 0.0173 grams



單位 Unit: millimeters

### 4. 極限值與電參數 Maximum Ratings & Electrical Characteristic

PARAMETER	Symbol	SS1020FL	SS1040FL	SS1060FL	SS10100FL	UNITS
Marking Code	-	G2	G4	G6	G10	-
Reverse Voltage	$V_R$	20	40	60	100	Volts
Peak Reverse Voltage	$V_{RRM}$	20	40	60	100	Volts
Average Rectified Current $T_A=75^\circ\text{C}$	$I_{F(AV)}$	1.0				Amps
Non-repetitive Peak Forward Surge Current at $t=8.3\text{ms}$	$I_{FSM}$	40.0				Amps
Max. Forward Voltage at 1.0A	$V_F$	0.55		0.70	0.85	Volts
Reverse Leakage Current at $V_{RRM}$	$I_R$	50			30	$\mu\text{A}$
Typical Thermal Resistance, Junction to Ambient(Note 1)	$R_{EJA}$	88				$^\circ\text{C}/\text{W}$
Operating Junction and Storage Temperature range	$T_J, T_{STG}$	-55 ~ +125				$^\circ\text{C}$

#### Notes:

- (1) Mounted with minimum recommended pas size, PC Board FR4.
- (2)  $T_A=25^\circ\text{C}$  unless otherwise specified.



# SS1020FL THRU SS10100FL 1.0A Schottky Barrier Rectifier

YENYO

## 5. 特性曲線 Rating & Characteristic Curves

Fig. 1 Forward Current Derating Curve

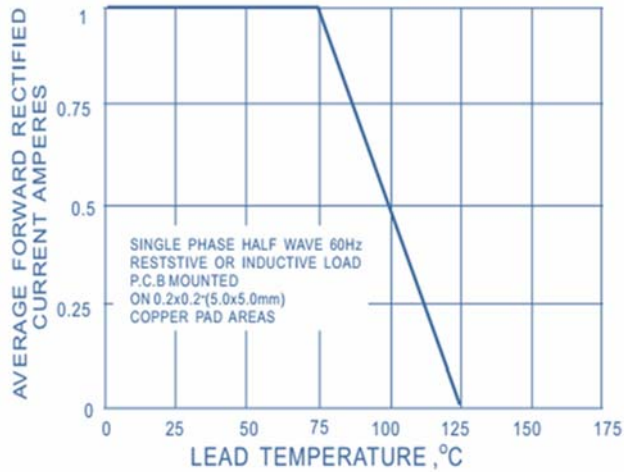


Fig. 2 Typical Reverse Characteristic

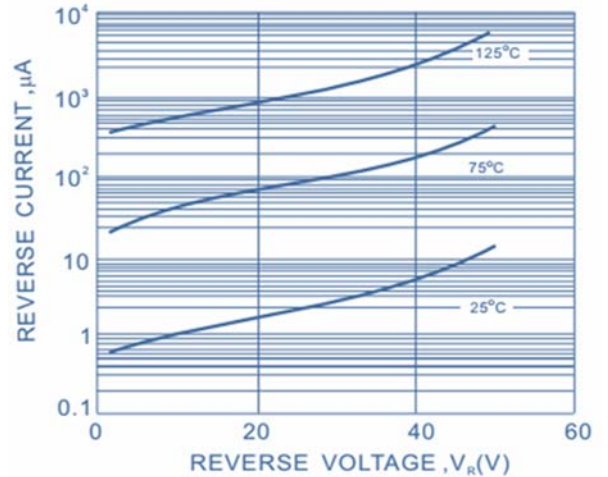


Fig. 3 Typical Instantaneous Forward Characteristic

