



Features

- Glass passivated superfast recovery Rectifiers
- Low profile, typical thickness 0.8mm
- Low forward voltage drop
- Low leakage current
- Moisture sensitivity: level 1, per J-STD-020
- Heatsink structure
- High temperature soldering guaranteed: 260°C/10 seconds



RoHS
COMPLIANT



iSGA
(SOD-123HS)

Typical Applications

For use of general purpose rectification in lighting, cellular phone, portable device, power supplies and other consumer applications.

Maximum Ratings (TA = 25 °C unless otherwise noted)								
Parameter	Symbol	PU1	PU2	PU3	PU4	PU5	Unit	
Maximum repetitive peak reverse voltage	VRRM	50	100	200	400	600	V	
Maximum RMS voltage	VRMS	35	70	140	280	420	V	
Maximum DC blocking voltage	VDC	50	100	200	400	600	V	
Maximum average forward rectified current	IF(AV)	1						A
Peak forward surge current 8.3 ms single half sine-wave superimposed on rated load	IFSM	30						A
Operating junction and storage temperature range	TJ, TSTG	- 55 to + 150						°C

Electrical Characteristics (TA = 25 °C unless otherwise noted)								
Parameter	Test Conditions	Symbol	PU1	PU2	PU3	PU4	PU5	Unit
Minimum Breakdown voltage	Ta=25°C, IR=100uA	V _{BR}	200			400	600	Volts
Maximum instantaneous forward voltage	1 A	V _F	0.95			1.3	1.7	
Maximum DC reverse current at rated DC blocking voltage	TA=25°C TA=125°C	I _R	5.0 100					µA
Maximum reverse recovery time	I _F =0.5A, I _R =1.0A, I _{rr} =0.25A	t _{rr}	35					nS
Typical junction capacitance	4.0 V, 1 MHz	C _J	7					pF
Typical thermal resistance	junction to ambient	R _{θJA} ¹⁾	63					°C/W
	junction to lead	R _{θJL} ¹⁾	9					
	junction to case	R _{θJC} ²⁾	39					

Note:1),The thermal resistance from junction to ambient or lead, mounted on P.C.B with 5x5mm copper pads,2 OZ,FR4 PCB

2),The thermal resistance from junction to case, mounted on P.C.B with recommended copper pads,2 OZ,FR4 PCB

Ratings and Characteristics Curves

(TA = 25°C unless otherwise noted)

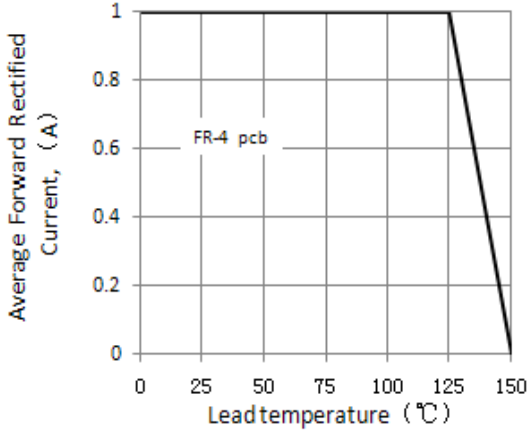


Figure 1. Forward Current Derating Curve

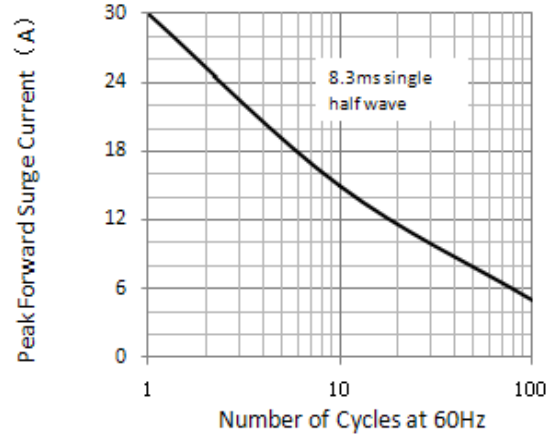


Figure 2. Maximum Non-Repetitive Peak Forward Surge Current

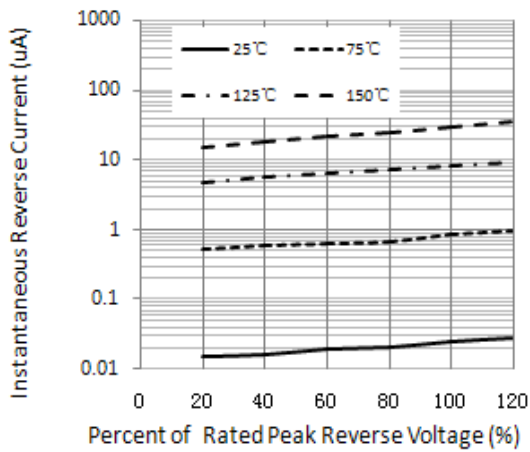


Figure 3. Typical Reverse Characteristics

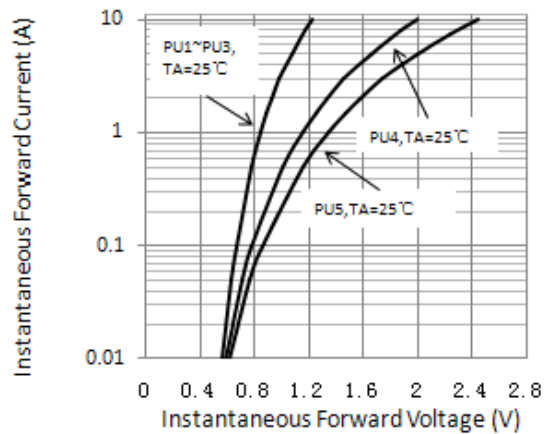


Figure 4. Typical Instantaneous Forward Characteristics

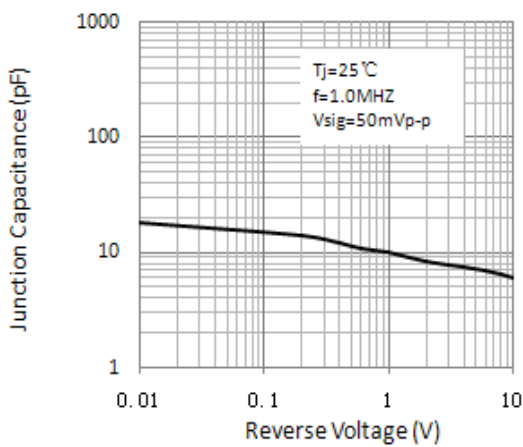


Figure 5. Typical Junction Capacitance

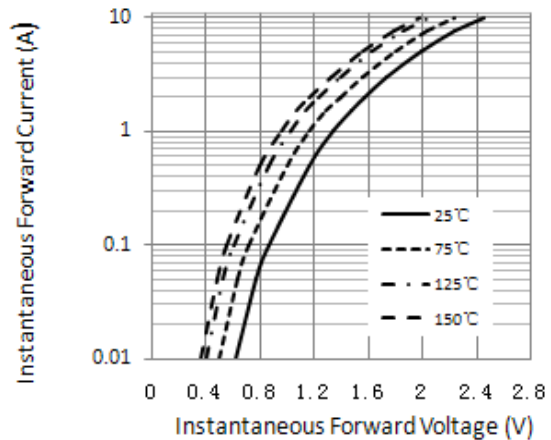
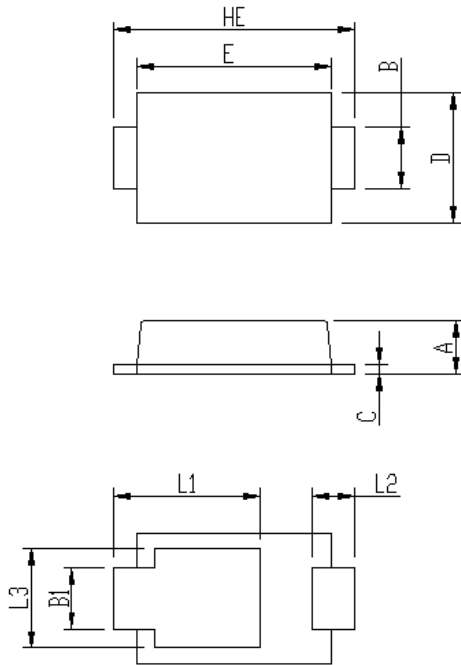


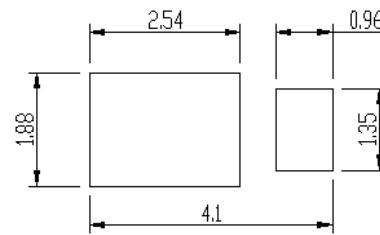
Figure 6. Typical Instantaneous Forward Characteristics (PU5)

Package Outline Dimensions



Package	iSGA	
Unit:mm	MIN	MAX
A	0.75	0.90
B	0.85	1.05
B1	0.85	1.05
C	0.1	0.25
D	1.9	2.1
E	2.9	3.1
L1	2.0	2.45
L2	0.4	0.85
L3	1.3	1.7
HE	3.5	3.9

Soldering footprint

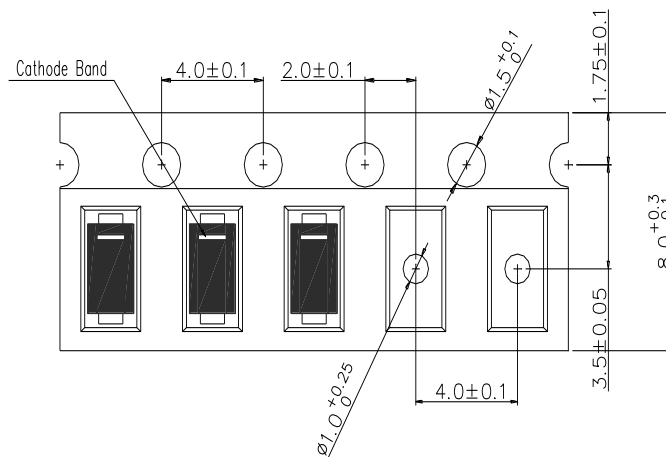


Packing Information

Packing quantities:

Reel size	Quantity/reel	Quantity/inner Box	Quantity/Carton
7"	3K	30K	120K

Tape & Reel Specification





Disclaimers

These materials are intended as a reference to assist our customers in the selection of the Suzhou Good-Ark product best suited to the customer's application; they do not convey any license under any intellectual property rights, or any other rights, belonging to Suzhou Good-Ark Electronics Co., Ltd. or a third party.

Suzhou Good-Ark Electronics Co., Ltd. assumes no responsibility for any damage, or infringement of any third-party's rights, originating in the use of any product data, diagrams, charts, programs, algorithms, or circuit application examples contained in these materials.

All information contained in these materials, including product data, diagrams, charts, programs and algorithms represents information on products at the time of publication of these materials, and are subject to change by Suzhou Good-Ark Electronics Co., Ltd. without notice due to product improvements or other reasons. It is therefore recommended that customers contact Suzhou Good-Ark Electronics Co., Ltd. or an authorized Suzhou Good-Ark Electronics Co., Ltd. for the latest product information before purchasing a product listed herein. The information described here may contain technical inaccuracies or typographical errors. Suzhou Good-Ark Electronics Co., Ltd. assumes no responsibility for any damage, liability, or other loss rising from these inaccuracies or errors. Please also pay attention to information published by Suzhou Good-Ark Electronics Co., Ltd. by various means, including our website home page.

(<http://www.goodark.com>)

When using any or all of the information contained in these materials, including product data, diagrams, charts, programs, and algorithms, Please be sure to evaluate all information as a total system before making a final decision on the applicability of the information and products. Suzhou Good-Ark Electronics Co., Ltd. assumes no responsibility for any damage, liability or other loss resulting from the information contained herein.

The prior written approval of Suzhou Good-Ark Electronics Co., Ltd. is necessary to reprint or reproduce in whole or in part these materials.

Please contact Suzhou Good-Ark Electronics Co., Ltd. or an authorized distributor for further details on these materials or the products contained herein.