

FEATURES :

- 7PIN SIP Package
- High Efficiency up to 87%
- Unregulated Output Types
- Internal SMD Construction
- No External Component Required
- Industry Standard Pinout
- Operating Temperature:-40°C TO +85°C

Specifications typical at TA=25°C, nominal input voltage and rated output current unless otherwise specified

Part Number	Output Voltage	Output Current	Efficiency
	Vdc	mA	%TYP
14D-05S05N3W	5	600	82
14D-05S09N3W	9	333	85
14D-05S12N3W	12	250	82
14D-05S15N3W	15	200	85
14D-12S05N3W	5	600	82
14D-12S09N3W	9	333	85
14D-12S12N3W	12	250	86
14D-12S15N3W	15	200	87
14D-24S05N3W	5	600	82
14D-24S09N3W	9	333	85
14D-24S12N3W	12	250	85
14D-24S15N3W	15	200	86
14D-05D05N3W	±5	±300	82
14D-05D09N3W	±9	±167	85
14D-05D12N3W	±12	±125	82
14D-05D15N3W	±15	±100	85
14D-12D05N3W	±5	±300	82
14D-12D09N3W	±9	±167	85
14D-12D12N3W	±12	±125	86
14D-12D15N3W	±15	±100	87
14D-24D05N3W	±5	±300	82
14D-24D09N3W	±9	±167	85
14D-24D12N3W	±12	±125	85
14D-24D15N3W	±15	±100	86

Input Specifications

Parameters	Conditions	Min	Typ	Max	Units
Voltage Tolerance	Vo,Io Nom			±10	%
Filter	Capacitor				



DC-DC Converter


14D-3W SERIES

3Watt

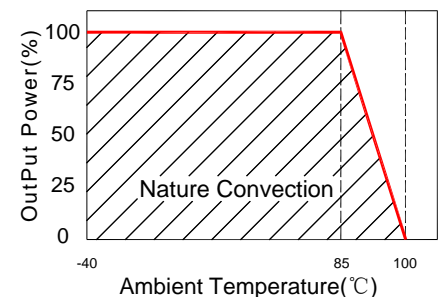
1KV Isolated

Single & Dual Output

SIP7



Temperature Derating Graph



www.yds.com.tw



TEL : 886-6-3842899 FAX : 886-6-3843288
E-MAIL : ydsweb@yds.com.tw

Rev:o 2017/5/9

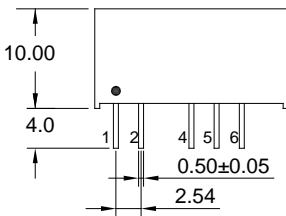
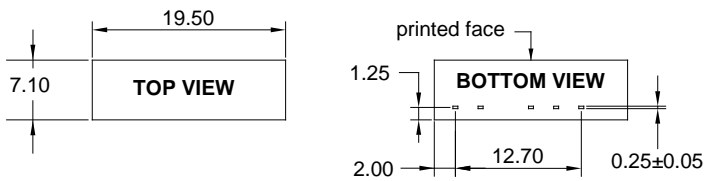
Output Specifications

Parameters	Conditions	Min	Typ	Max	Units
Voltage Tolerance	100% full load			±5	%
Short Circuit Protection	Short Term			1	Sec
Line Regulation	For 1.0% OF Vin		1.2		%
Load Regulation	5V (10% To 100% F.L)			15	%
Load Regulation	9V,12V,15V (10% To 100% F.L)			10	%
Ripple & Noise	BW=DC To 20MHz			100	mVp-p
Transient response setting time	50% load step change		350		us

General Specifications

Parameters	Conditions	Min	Typ	Max	Units
Isolation Resistance	500Vdc	1000			MΩ
Switching Frequency	Full load, nominal input		100		KHz
Operating Temperature		-40		+85	°C
Humidity	Non Condensing			95	%
Cooling	Free air Convection				
Case material	DAP				
MTBF	MIL-HDBK-217F @25°C	3500000			Hours
Weight			2.7		g
Dimensions			19.5x7.1x10.0		mm

Markings and dimensions

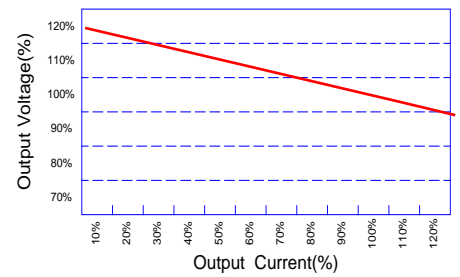


Unit : mm Unless otherwise specified, all tolerances are ±0.25

PIN Connection

PIN	1	2	4	5	6
Single	+Vin	-Vin	-Vout	NO PIN	+Vout
Dual	+Vin	-Vin	-Vout	Common	+Vout

Tolerance Envelope Graph

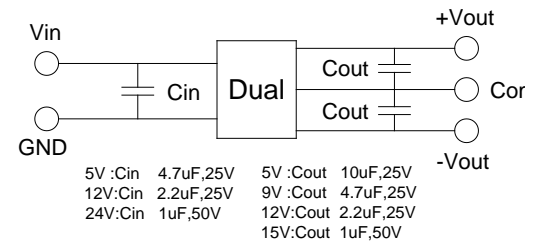
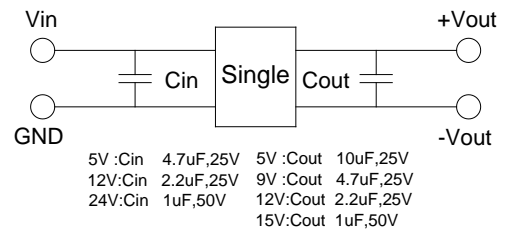


Part Number

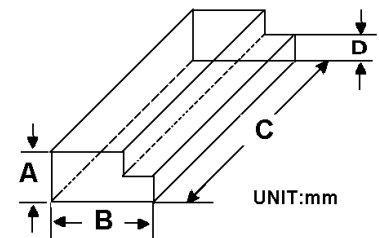
14D - 05 S 05 N 3W
A B C D E F

- A:Series
- B:Input Voltage
- C:Single(S)Dual(D)
- D:Output Voltage
- E:Unregulated(N)
- F:Output Power

Recommended Test Circuit



Packaging



Size(mm)			
A	B	C	D
9.50	16.50	522	5.00

